

PART 2: TOPICAL PAST YEAR QUESTIONS

Topic 1: Whole Numbers				Topic 2: Decimals	
Paper 1		Paper 1		Paper 1	
Question No	Answer Key	Question No	Answer Key	Question No	Answer Key
1.	2	27.	131	1.	3
2.	3	28.	22	2.	2
3.	13 800	29.	9	3.	\$8.45
4.	12, 24	Paper 2		4.	2
5.	89, 90	Question No	Answer Key	5.	3
6.	2	1a.	2385	6.	1.13
7.	3	1b.	3852	7.	0.875
8.	4	2.	64	8.	3
9.	604	3a.	9605	9.	2
10.	75¢	3b.	5960	10.	3
11.	4	4.	5	11.	32.6
12.	3	5.	11	12.	28
13.	11 020	6a.	Helen ; \$12	13.	0.57 kg
14.	1067	6b.	1.026 kg	14.	4
15.	61	7.	162 g	15.	15.3
16.	229	8a.	15; 16	16.	$1\frac{12}{15}$
17.	2	8b.	472	17.	\$2.40
18.	3	9.	147	18.	3
19.	3	10.	19 cm	19.	2
20.	60 052	11.	28,32	20.	11.35
21.	1678	12a.	830 g	21.	0.4
22a.	15	12b.	152 g		
22b.	4				
23.	1140 ml				
24.	2				
25.	3000				
26.	18				

Topic 3: Fractions				Topic 4: Percentage	
Paper 1		Paper 1		Paper 1	
Question No.	Answer Key	Question No.	Answer Key	Question No	Answer Key
1.	4	18.	4	1.	20%
2.	3	19.	$1\frac{3}{8}$	2.	3
3.	$\frac{1}{20}$	20.	$\frac{7}{12}$	Paper 2	
4.	$\frac{5}{16}$	Paper 2		1a.	360
5.	4	1.	135	1b.	468
6.	1	2a.	$\frac{1}{30}$	2a.	\$170
7.	3	2b.	\$420	2b.	\$212.50
8a.	$\frac{13}{15}$	3a.	$\frac{5}{16}$	3.	\$16
8b.	$1\frac{7}{50}$	3b.	432	4.	\$46
9.	1.32 litres	4.	105	5a.	102
10.	3	5a.	$\frac{1}{21}$	5b.	12.5%
11.	3	5b.	75	6a.	63
12a.	$\frac{7}{12}$	6.	$\frac{11}{45}$	6b.	13; small
12b.	eg. $\frac{3}{10}$	7a.	256		
13.	33	7b.	7		
14.	3	8.	5700 g		
15.	4	9a.	Haziq; Eric		
16.	$\frac{7}{12}$	9b.	\$312		
17.	T ; F ; T				

Topic 5: Ratio		Topic 6: Geometry			
Paper 1		Paper 1		Paper 2	
Question No	Answer Key	Question No	Answer Key	Question No	Answer Key
1.	4	18.	2	10a.	100°
2.	60%	19.	4	10b.	70°
Paper 2		20a.	See index 3	10c.	is not; is not
1a.	7 : 9 : 3	20b.	See index 3	11a.	114° or 115°
1b.	1083	21.	2	11b.	5.2cm
2.	\$192	22.	1	11c.	8cm ²
3a.	9 : 13	23.	2	12a.	158
3b.	330	24.	70°	12b.	105
4.	154	25a.	DE	12c.	trapezium; is; is not
5a.	15	25b.	BA and CD	Topic 7: Data	
5b.	120	26.	98°	Paper 1	
5c.	216	27.	3	Question No	Answer Key
6a.	12:10:3	28.	3	1.	1
6b.	$\frac{7}{20}$	29.	4	2a.	95 °C
Topic 6: Geometry		30.	2	2b.	8 °C/min
Paper 1		31.	3	3.	T ; F ; F
Question No.	Answer Key	32.	125°	4a.	Cities A, D
1.	3	33.	T; South-East	4b.	City D
2.	2	Paper 2			21 °C
3.	4	1a.	88°	5.	3
4.	3	1b.	57°	6.	4
5a.	A	2a.	37°	7.	2
5b.	H	2b.	74°	8a.	8 : 12 : 15
6.	235°	2c.	163°	8b.	45
7a.	8.2 cm	3.	67°	9a.	37.5 min
7b.	110°	4a.	58°	9b.	12 km/h
8a.	See index 1	4b.	102°	10.	4
8b.	See index 1	4c.	is ; is not ;	11.	4
9.	4		trapezium	12a.	72
10.	4	5a.	4.8cm	12b.	increased
11.	2	5b.	105°	13.	1
12.	1	6a.	14°	14.	4
13.	Q, R	6b.	23°	15.	4
14a.	e	7a.	39°	16.	2
14b.	b and d	7b.	111°	17.	\$15
15a.	See index 2	7c.	99°	18a.	Oct
15b.	7	8.	62°	18b.	Sep, Nov
16.	3	9a.	south; west		
17.	2	9b.	A, B, D		

Topic 7: Data		Topic 8: Area and Volume			
Paper 2		Paper 1		Paper 2	
Question No	Answer Key	Question No	Answer Key	Question No	Answer Key
1a.	Ming	1.	1	11a.	7200 cm ³
1b.	14.2 s	2.	49 cm ²	11b.	32 cm
2a.	350	3.	4	12a.	25.5 m
2b.	Blue, Yellow	4.	135 cm ²	12b.	136 m
2c.	84%	5a.	See index 4	13a.	132 cm
3a.	H ; F ; B	5b.	1 : 1	13b.	546 cm ²
3b.	$\frac{2}{9}$	6.	8	14a.	23 cm
4a.	35	7a.	46 cm ²	14b.	45 cm
4b.	375	7b.	60	15a.	360 cm
5a.	10 00	8.	36	15b.	8800 cm ²
5b.	14 00 to 15 00	9.	2	16a.	21 cm
5c.	7	10.	4	16b.	13 cm
6a.	25%	11.	150π cm ²	17a.	35 cm
6bi.	576	Paper 2		17b.	242 cm
6bii.	421.5	1.	300 cm ²	18.	30 cm
7.	N ; F ; T	2a.	47.1 cm	19a.	40 cm
8a.	\$240	2b.	1156.5 cm ²	19b.	1500 cm ²
8b.	\$48	3a.	30 cm		
8c.	\$300	3b.	28		
9a.	20 min	4a.	16 cm ²		
9b.	09 00 to 09 05	4b.	19 cm		
	09 15 to 09 20	5a.	11 cm		
9c.	0 °C/min	5b.	57 cm ²		
10a.	W; Z; Y; X	6a.	329.7 cm ²		
10b.	150	6b.	141.88 cm		
11a.	3.2 l/min	7a.	4.65 liters		
11b.	60 l	7b.	$\frac{13}{44}$		
11c.	2.8 l/min	8a.	138 cm		
12a.	\$48	8b.	630 cm ²		
12b.	\$128	9a.	(2x + 4) cm		
13a.	R;K;B; C	9b.	572 cm ²		
13b.	$\frac{9}{26}$	10a.	22 cm		
		10b.	4312 cm ³		

Topic 9: Algebra		Topic 11: Measurement	
Paper 1		Paper 1	
Question No	Answer Key	Question No	Answer Key
1.	3	1.	1
2a.	41	2.	3
2b.	$9\frac{4}{9}$	3.	1
3.	3	4.	2
4.	22 cm	5.	2
5a.	65		
5b.	8		
6.	4		
Paper 2			
1.	14		
2a.	$6y + 2$		
2b.	7		
3a.	$\$(9m + 2)$		
3b.	6		
Topic 10: Rate and Speed			
Paper 1			
1.	$(34y + 140)\text{¢}$		
2.	100 m/min		
3.	Shop: A \$12		
Paper 2			
1.	\$6.28		
2a.	1512		
2b.	18 min		
3a.	7.5 km		
3b.	Jane		
	3.3 km		
4.	\$0.52		
5.	3.6 km/h		

**PART 3: ORIGINAL MOCK PAPERS
PSLE MOCK EXAM PRACTICE 1**

Paper 1			
Booklet A		Booklet B	
Question No.	Answer Key	Question No.	Answer Key
1.	3	16.	40 560
2.	2	17.	See index 5
3.	3	18.	11.4
4.	3	19.	0.00925
5.	3	20.	$17\frac{6}{7}$
6.	4	21.	42
7.	1	22.	$\frac{7}{13}$
8.	4	23.	33.42 cm
9.	4	24a.	See index 6
10.	1	24b.	See index 6
11.	3	25.	36
12.	1	26.	60°
13.	2	27a.	3 ; 10 ; 12 ; 5
14.	1	27b.	90%
15.	3	28a.	40; See index 7
		28b.	72°
		28c.	405
		29.	10
		30.	\$204

PSLE MOCK EXAM PRACTICE 1

Paper 2				
Question No	Answer Key		Question No.	Answer Key
1a.	9605		11a.	1000 m
1b.	5096		11b.	300 m/min
2.	226		12a.	6 cm
3.	51		12b.	216 cm ²
4a.	Food ; \$1260		13a.	\$2360
4b.	5%		13b.	\$2004
5a.	4 cm		14a.	5 m
5b.	30 cm ²		14b.	30 min
6a.	31°		15a.	2 cm
6b.	116°		15b.	300 milliliters
7a.	4500 cm ³		15c.	24 min
7b.	1800 cm ²		16a.	42
8.	4.56 cm ²			189
9.	315			441
10a.	175%		16b.	\$945
10b.	132		17a.	7 cm
			17b.	36 cm

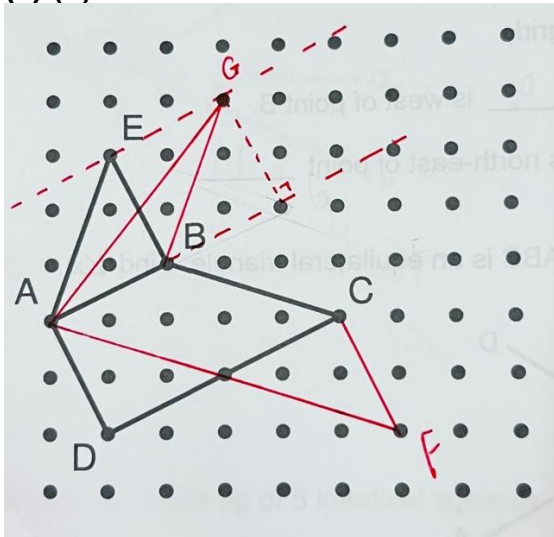
PSLE MOCK EXAM PRACTICE 2

Paper 1			
Booklet A		Booklet B	
Question No.	Answer Key	Question No.	Answer Key
1.	2	16.	3 670 402
2.	2	17.	See index 8
3.	2	18.	1000
4.	3	19.	$6\frac{2}{3}$
5.	4	20.	$2\frac{5}{8}$
6.	4	21.	25
7.	3	22.	120
8.	2	23a.	60 cm
9.	3	23b.	54 cm ²
10.	2	24.	36 cm ³
11.	1	25a.	$\frac{3}{10}$
12.	3	25b.	Type: Ring Amount: \$44
13.	3	26a.	200
14.	4	26b.	See index 9
15.	4	26c.	113
		27.	58°
		28.	6
		29.	6
		30.	123

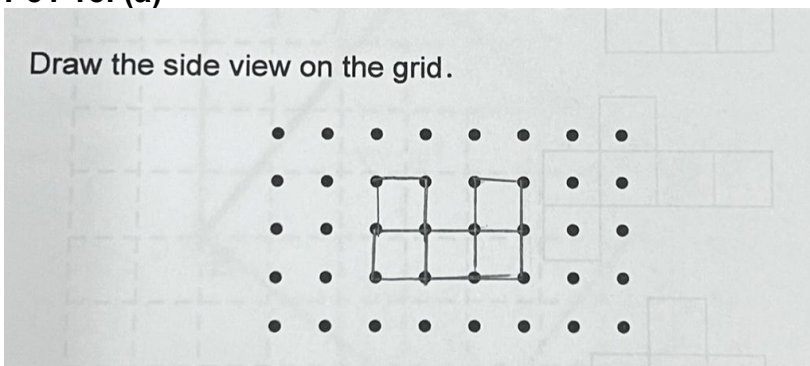
PSLE MOCK EXAM PRACTICE 2

Paper 2				
Question No	Answer Key		Question No	Answer Key
1a.	2685		10a.	900 m
1b.	6852		10b.	4 min – 8 min
2.	14		10c.	2700 m
3.	$45^\circ - x$		11.	1.14 cm^2
4a.	4 cm		12.	960
4b.	18 cm^2		13.	See Index 11
5a.	12		14a.	6 cm^2
5b.	0.03 m^2		14b.	1.8 cm^2
6.	140		15a.	160
7a.	75°		15b.	\$32
7b.	60°		16a.	Amy
8a.	(Shown on chart) 25%		16b.	\$2.40
8b.	60 g		17a.	4000 cm^3
8c.	(Drawn on bar chart) Butterfat: 60 g Lactose: 70 g Others: 20 g See Index 10		17b.	1577.72 cm^2
9a.	160		17c.	\$1450
9b.	32			

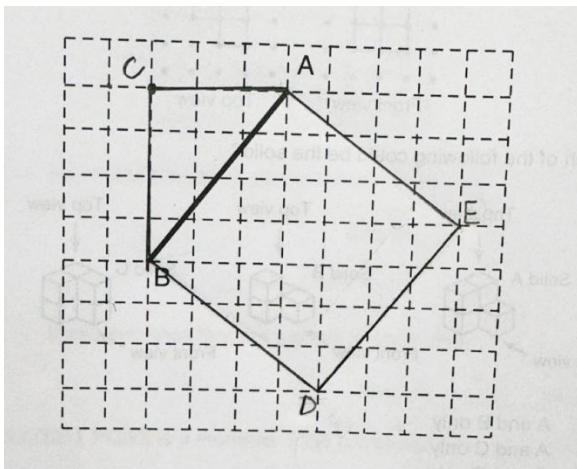
Index 1
P48. 8.
(a) (b)



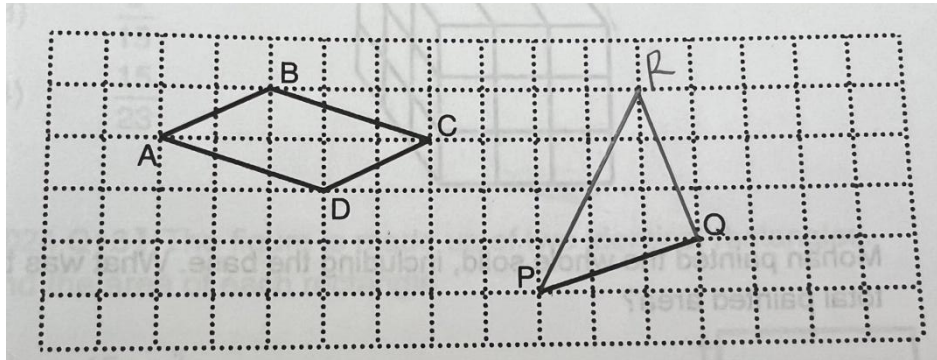
Index 2
P51 15. (a)



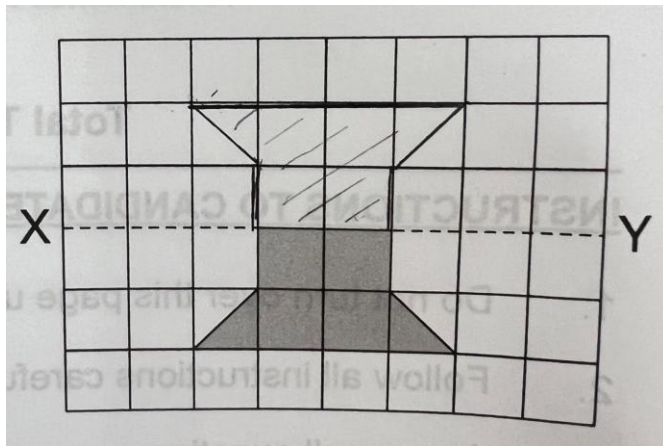
Index 3
P53.20. (a)(b)



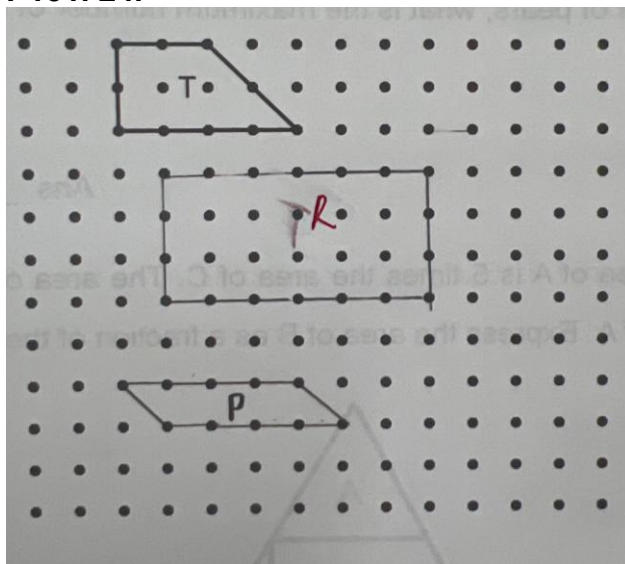
Index 4
P89.5.(a)



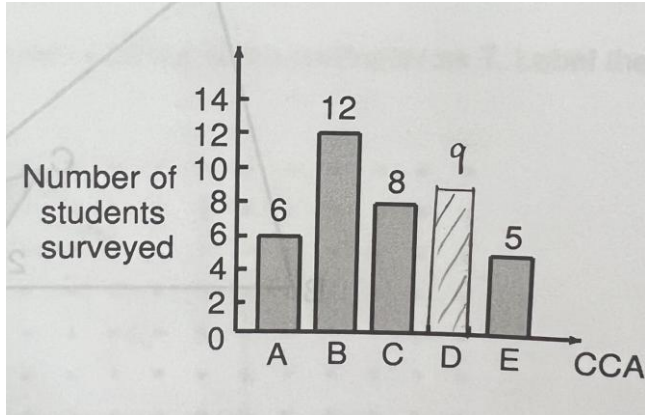
Index 5
P129. 17.



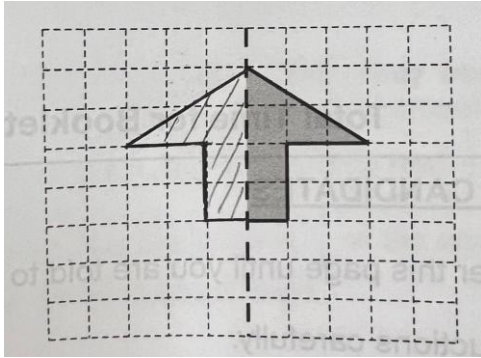
Index 6
P131. 24.



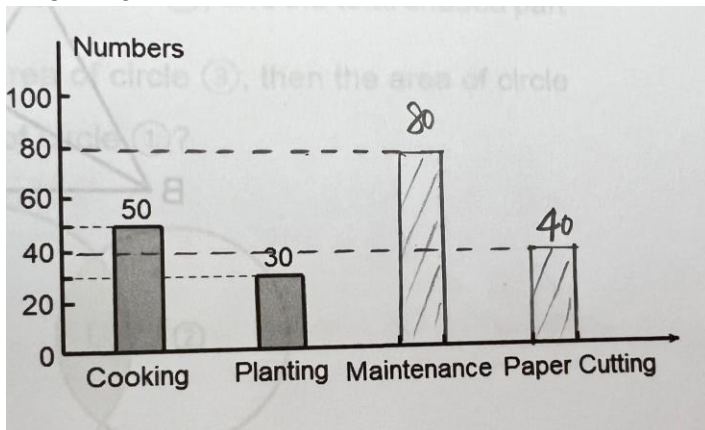
Index 7
P133. 28.



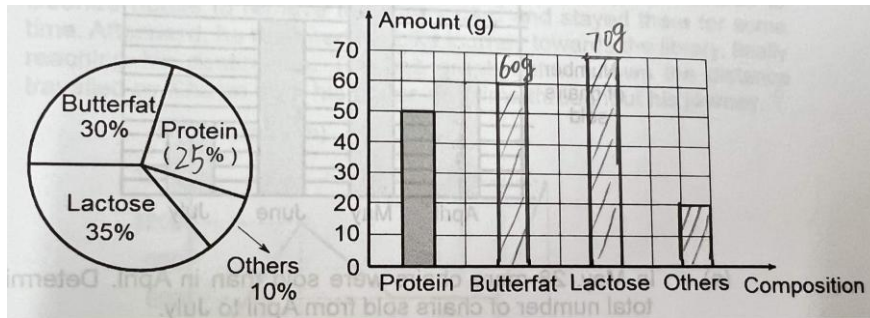
Index 8
P154. 17.



Index 9
P157. 26.



Index 10
P164. 8.



Index 11
P168

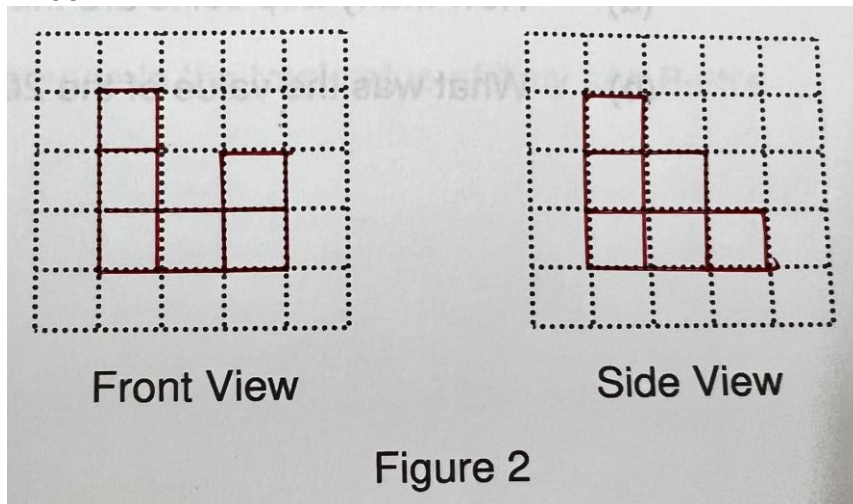


Figure 2